

DRY SCREW VACUUM PUMP

MODEL: COBRA AC



Division of Vacuum Pump Systems
2-12 Emick Blvd., Pottsville, PA 17854
For Service Call (610) 625-1905
www.polvac.com


DESCRIPTION

The COBRA single stage, direct driven, dry vacuum pump with its unique screw rotor design was especially designed for the chemical and pharmaceutical processing industries. It requires no intercoolers and offers greater efficiency and easier maintenance than other types of dry vacuum pumps.

The COBRA dry vacuum pumps provide vacuum down to 0.05 torr and displacements up to 495 CFM and will operate at any pressure from atmosphere down to ultimate pressure. In addition, it has an optional purging system for diluting toxic and condensable process gases. Busch also offers COBRA/roots-type booster systems for higher pumping speeds and lower ultimate pressures.

FEATURES

- Oil-free operation – no disposal costs, easy product recovery, environmentally friendly
- Simple screw design – fewer parts, easier maintenance
- Single stage – no intercoolers required
- Small footprint – for less space requirements
- Noncontacting parts – for longer pump life
- Low vibration and noise levels
- Straight, short flow path for quick discharge – product cannot accumulate in the pump
- Protective instrumentation
- Optional purging system – for diluting toxic and condensable process gas
- Low coolant requirements
- Booster/pump systems available – for higher pumping speeds and lower ultimate pressures
- Can accept liquid injection in special applications
- Protective coating on all wetted parts
- Labyrinth and lip seals



Model COBRA AC
direct cooled

Applications include recovery of solvents from distillation, filtration, drying and crystallization processes, degasification of liquid streams, recycling process gases, and any applications where no contamination from the vacuum source is permitted.

STANDARD EQUIPMENT

- Stage cooling air inlet filter
- Cooling water inlet solenoid valve
- Cooling water flow control system
- Cooling water temperature switch and gauge
- Exhaust gas temperature switch
- Exhaust check valve
- Seal purge

OPTIONAL ACCESSORIES

- Inlet particulate filter
- Combination knockout pot/inlet filter
- Automatic start/stop purge package
- Automatic solvent flushing package
- Inert gas cooling system
- Exhaust silencer
- Junction box
- Control panel
- Annunciator
- Aftercondenser
- Precondenser
- Variable frequency drives
- Different seal arrangements available
- Nickel coating

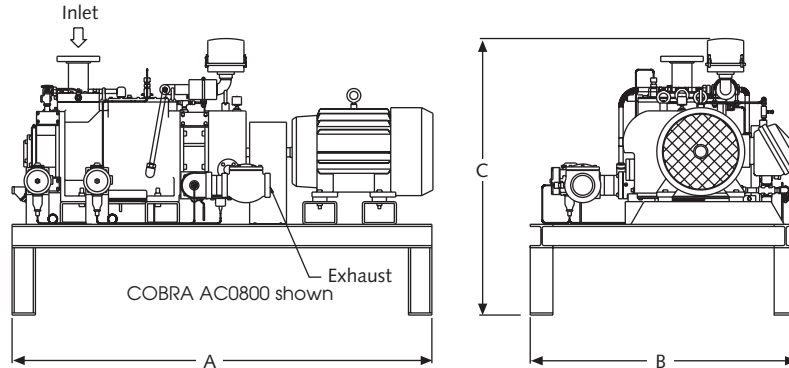


DRY SCREW VACUUM PUMP

MODEL: COBRA AC

DIMENSIONAL DATA

Model	AC0400	AC0800
A Length	66"	72"
B Width	35"	44"
C Height	37"	45 ⁵ / ₈ "



STANDARD SPECIFICATIONS

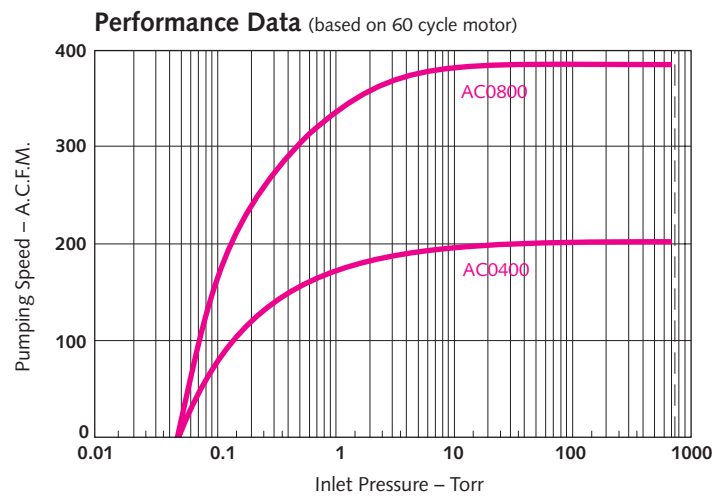
COBRA Model		AC0400	AC0800
Free air displacement	CFM	262	495
Nominal pumping speed	ACFM	200	385
Maximum sound level*	dBA	82	85
Ultimate pressure	Torr	0.05	0.05
Motor size	HP	20	30
Motor rotational speed	RPM	3600	3600
Oil capacity	Qts	3.2	3.7
Water usage rate	Gal/min	2	3.2
Inlet connection	ANSI	2"	3"
Discharge connection	NPT	2"	3"
Weight with motor & base	Lbs	1700	2400

Consult factory for blower/pump systems with higher capacities and lower ultimate pressures.

*With optional exhaust silencer.

PERFORMANCE DATA

(Based on 60 cycle motor)



Busch, Inc.

516 Viking Drive
 Virginia Beach, VA 23452
 Phone (757) 463-7800
 FAX (757) 463-7407
www.buschpump.com

For more information call
1-800-USA-PUMP

ISO 9001 Registered Company

Holland, Spain, Switzerland, Sweden, Turkey, Denmark, England, Australia, Italy, France, China, Germany, Taiwan, Japan, Austria, Canada

Models and specifications are subject to change without notice.

COBRA AC-12-10/02-2M